



LEARN ABROAD

# ANNUAL STATISTICAL REPORT 2013-2014

# ANNUAL STATISTICAL REPORT 2013-2014

## Introduction

### Thank you for your interest in Learning Abroad at the University of Utah!

The 2013-2014 school year was a successful time for Learning Abroad at the U, and we are excited to share the year's outcomes with you.

This report provides a statistical snapshot of the programs that were offered and the students who participated. The data herein is representative of the programs and activities listed on our website. As you read the report, please keep in mind that, due to cross listed programs, dual majors, and other individual factors, some statistics will exceed the total number of programs offered and the total number of participants.

### To get you started, here are some interesting facts about Learning Abroad in the 2013 – 2014 school year:

- There was an overall increase of 13.7% in participation during the 2013-2014 school year.
- We had a record number of participants in all program categories.
- The highest increases were in bi-lateral exchange programs; which had a 64.8% increase over the previous year.
- We also saw a 23.6% increase in affiliate program participation and a 9.1% increase in faculty led program participation.

## Fast Facts

Total Participants: 671

Number of Majors: 24

Number of Colleges: 14

Number of Programs: 122

Number of Faculty: 65

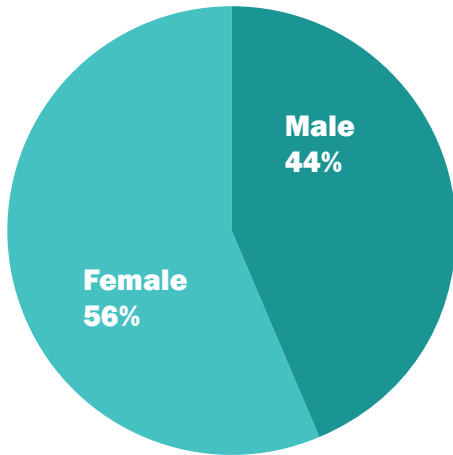
Number of Countries: 39



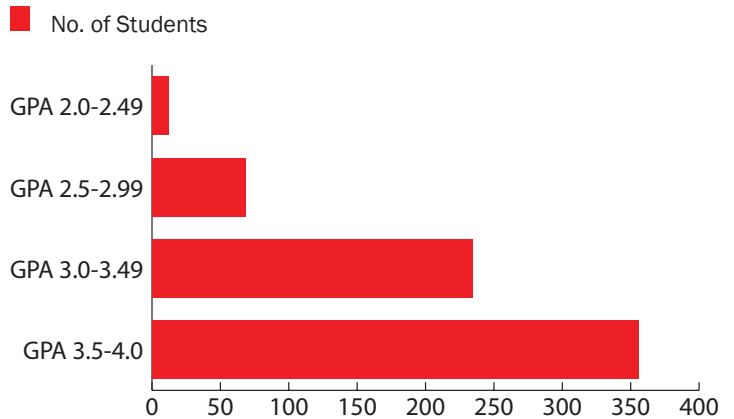
# Student Profiles: Who Learns Abroad?

This section provides academic and demographic statistics about our students.

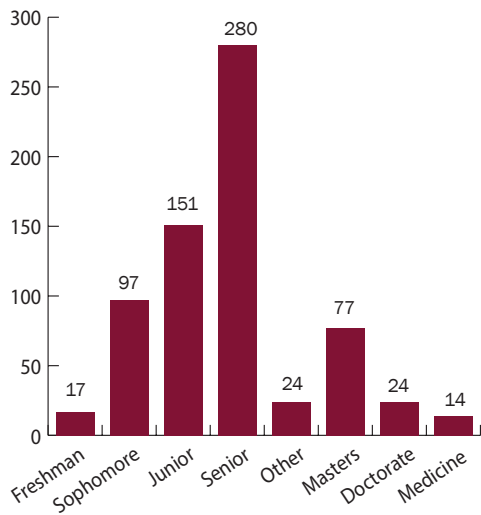
## PARTICIPANTS BY GENDER



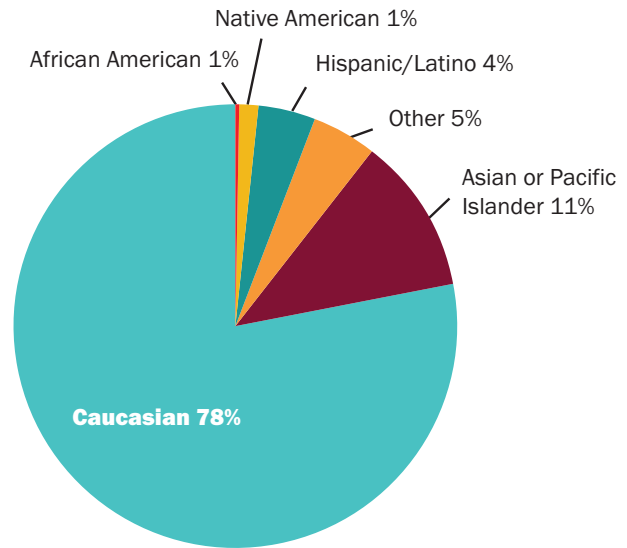
## LEARNING ABROAD STUDENT GPAS



## YEAR IN SCHOOL

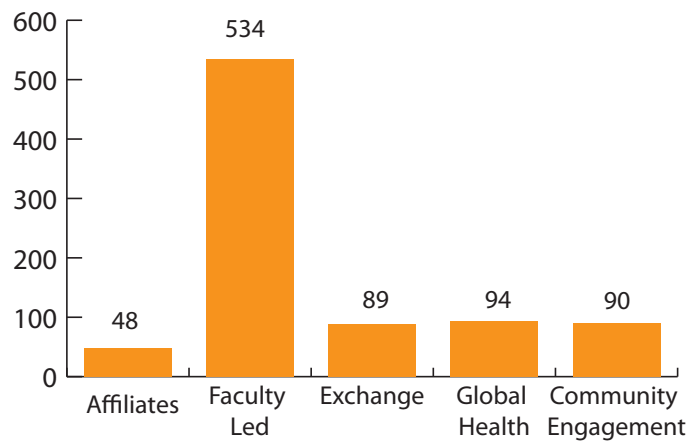


## PARTICIPANTS BY ETHNICITY



# Participation by Program Type

Learning abroad offers three types of programs: Faculty Led, Exchange, and Affiliate. Additionally, some programs are also given the distinction of Community Engagement or Global Health.



# Participation by Location

U of U students choose to study in a wide variety of locations. Below is a breakdown of our 2013-2014 destinations.

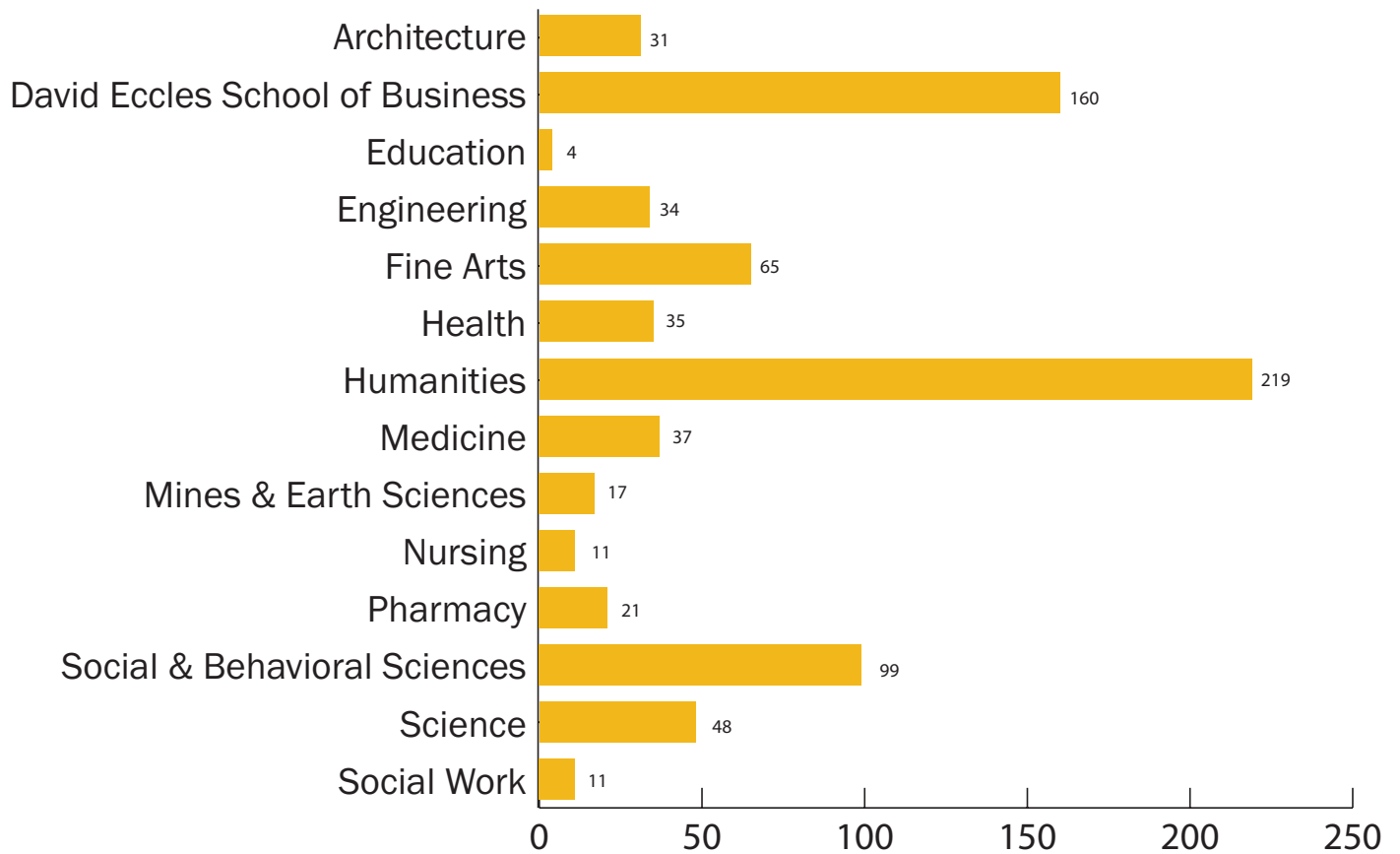
Host Country	No. of Students	Host Country	No. of Students	Host Country	No. of Students
Argentina	6	Germany	38	New Zealand	3
Armenia	21	Ghana	49	Netherlands	1
Australia	8	Greece	14	Peru	18
Austria	2	India	12	Russia	8
Brazil	12	Ireland	3	South Korea	22
Chile	1	Italy	29	Spain	47
China	26	Japan	40	Sweden	1
Colombia	1	Jordan	3	Switzerland	1
Costa Rica	45	Kenya	4	Thailand	12
Czech Republic	3	Mexico	12	Tonga	3
Ecuador	16	Morocco	2	Turkey	1
Fiji	15	Nepal	11	United Arab Emirates	7
France	131	Netherlands	3	United Kingdom	137



# Academic Statistics

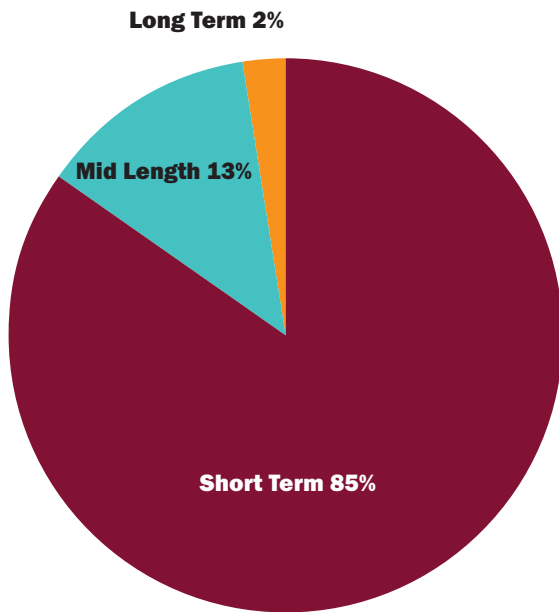
The following sections will give you detailed information about learning abroad participation by major and college.

## NUMBER OF PARTICIPANTS BY COLLEGE




# Academic Statistics

## PARTICIPANTS BY LENGTH OF PROGRAM<sup>1</sup>



College	Short Term	Mid-Length	Long-Term
Architecture	28	3	0
David Eccles School of Business	134	26	3
Education	2	1	1
Engineering	26	8	0
Fine Arts	57	8	0
Health	35	0	0
Humanities	181	26	12
Medicine	37	0	0
Mines & Earth Sciences	12	4	1
Nursing	11	0	0
Pharmacy	21	0	0
Science	41	6	1
Social & Behavioral Science	85	13	1
Social Work	9	2	0

<sup>1</sup>Terms are defined based on national standards. Short-term represents programs lasting 10 weeks or less. Mid-length represents programs lasting 10 - 16 weeks. Long-term represents programs lasting more than 16 weeks.



# Academic Statistics

## PARTICIPANTS BY MAJOR


Major	Students	Major	Students	Major	Students
Accounting	9	French	5	Operations Management	11
Anthropology	17	Geography	2	Parks, Recreation, & Tourism	7
Architectural Studies	26	Geological Engineering	2	Peace & Conflict Studies	2
Art	5	Geology	1	Pharmacy	21
Art History	8	Geoscience	11	Philosophy	3
Asian Studies	14	German	3	Physician Assistant	6
Athletic Training	2	Health, Promotion & Education	6	Physics	2
Biology	15	Health, Society & Policy	16	Political Science	19
Biomedical Engineering	4	History	11	Pre-Health Science	18
Business Administration	114	Human Development & Family Studies	4	Psychology	7
Chemistry	3	Information Systems	3	Public Administration	5
Chinese	5	International Affairs & Global Enterprise	6	Public Health	12
Civil Engineering	2	International Studies	89	Real Estate Development	13
Communication	11	Japanese	7	Russian	3
Comparative Literature & Cultural Studies	2	Latin American Studies	2	Social Work	11
Computer Science	11	Linguistics	5	Sociology	10
Consumer and Community Studies	1	Management	3	Spanish	10
Economics	12	Marketing	4	Speech & Hearing Science	1
Education	3	Materials Science & Engineering	2	Theater	22
Electrical Engineering	1	Mathematics	10	Urban Ecology	1
English	30	Mechanical Engineering	7	Urban Planning	4
Entrepreneurship	1	Medicine	14	World Languages	7
Environmental & Sustainability Studies	19	Middle East Studies	6	Rhetoric & Writing Studies	4
Environmental Earth Sciences	2	Mining Engineering	3		
Exercise & Sport Science	4	Modern Dance	4		
Film & Media Arts	24	Music	2		
Finance	5	Nursing	11		



# Faculty Led Program Participation Rates

## PARTICIPANTS BY FACULTY LED PROGRAM

Program Name	Primary Sponsoring College	Total Participants	Participants from Primary College	Participants from Other Colleges	Matriculated U of U Participants	Non-Matriculated Participants
*Community Development in the Global South with Spring Break in Costa Rica	Social & Behavioral Science	30	11	19	27	3
*Entrepreneurship and Poverty in Peru	David Eccles School of Business	9	1	8	9	0
*Environmental & Sustainability Studies In Costa Rica	Social & Behavioral Science	13	10	3	12	1
*Environmental Conflict & Water Quality in Ecuador	Science	16	16	0	15	1
*Film and Media arts in Italy	Fine Arts	13	9	4	12	1
*Finance in Paris	David Eccles School of Business	7	7	0	7	0
*Freshman Business Scholars: Session A	David Eccles School of Business	36	36	0	36	0
*Freshman Business Scholars: Session B	David Eccles School of Business	33	31	2	33	0
*Ghana Clinical Medicine Service Elective	School of Medicine	17	8	9	6	11
*Global Health in Armenia	School of Medicine	21	5	16	19	2
*Global Health in Ghana	School of Medicine	20	9	11	19	1






# Faculty Led Program Participation Rates

## PARTICIPANTS BY FACULTY LED PROGRAM (CONTINUED)

Program Name	Primary Sponsoring College	Total Participants	Participants from Primary College	Participants from Other Colleges	Matriculated U of U Participants	Non-Matriculated Participants
*Global Health in Peru	School of Medicine	7	3	4	7	0
* Greece from Minoan to Modern Times in Athens & the Greek Isles	Humanities	14	5	9	11	3
*Himalayan Film in Katmandu	Fine Arts	11	4	7	11	0
*Intensive Arabic Language in Amman, Jordan	Humanities	3	3	0	3	0
*Intensive Chinese Language in Tianjin, China	Humanities	12	8	4	11	1
*Intensive French Language in Grenoble, France	Humanities	18	13	5	18	0
*Intensive German Language in Kiel, Germany	Humanities	12	4	8	11	1
*Intensive Italian Language in Siena, Italy	Humanities	10	8	2	10	0
*Intensive Japanese Language in Osaka, Japan	Humanities	7	5	2	7	0
*Intensive Russian Language in Saratov, Russia	Humanities	5	4	1	5	0
*Intensive Spanish Language in Oviedo, Spain	Humanities	32	15	17	29	3
*International Studies in Kiel, Germany	Humanities	9	7	2	9	0
*Interprofessional Global Health in Ghana	Nursing	12	11	1	10	2
*Italian Language Internship in Siena, Italy	Humanities	2	2	0	2	0



# Faculty Led Program Participation Rates


## PARTICIPANTS BY FACULTY LED PROGRAM (CONTINUED)

Program Name	Primary Sponsoring College	Total Participants	Participants from Primary College	Participants from Other Colleges	Matriculated U of U Participants	Non-Matriculated Participants
*Marketing and Finance in Paris	David Eccles School of Business	16	16	0	14	2
*Marketing in Paris (4 weeks)	David Eccles School of Business	8	8	0	7	1
*Materials & Construction Technology in Japanese Architecture	Architecture	20	20	0	20	0
*Medical Student Independent Study	School of Medicine	8	8	0	8	0
*Real Estate Around the World	David Eccles School of Business	7	7	0	7	0
*Social Work in Oaxaca	Social Work	12	8	4	9	3
*Sustainable Tourism in Fiji	Health	15	1	14	3	12
*Thailand International Elective (TIE) - Pharmacy	Pharmacy	9	9	0	9	0
*Theatre, Fine Arts and Humanities in London	Fine Arts	38	27	11	33	5
*Tongan Culture and the Island Environment	Social & Behavioral Science	3	1	2	2	1
*Underground London: Crime and Disorder, 1720-1890	Humanities	18	14	4	16	2
*Urban Planning in Brazil	Architecture	12	9	3	11	1



# Bilateral Exchange Program Participation

Institution	Host Country	No. of Participants
Akita International University	Japan	4
BI Norwegian Business School	Norway	1
Charles Sturt University	Australia	2
Christian-Albrechts-Universität zu Kiel	Germany	2
Doshisha University	Japan	2
Ewha Womans University	South Korea	1
Gifu University	Japan	1
Griffith University	Australia	2
Hanyang University	South Korea	3
Hong Kong University of Science and Technology	China	4
MCI Management Center Innsbruck	Austria	2
Middle East Technical University	Turkey	1
Nankai University	China	2
Pforzheim University	Germany	10
Ruprecht-Karls-Universität Heidelberg	Germany	2
Seoul National University	South Korea	2
Shanghai Jiao Tong University	China	1
Shinshu University	Japan	1
Srinakharinwirot University	Thailand	3
Swansea University	United Kingdom	1
Universidad de Oviedo	Spain	5
Universidad Litoral	Argentina	3
Université Stendhal Grenoble 3	France	2
University of East Anglia	United Kingdom	1
University of Sydney	Australia	3
Vrije University	Netherlands	2
Waseda University	Japan	3
Yonsei University	South Korea	3



# Affiliate Program Participation

## AFFILIATE PARTICIPATION BY DESTINATION

Destination	No. of Participants
Argentina	3
Australia	2
Chile	1
Colombia	1
Costa Rica	1
Czech Republic	3
France	3
Germany	1
India	1
Ireland	3
Italy	3
Morocco	2
New Zealand	2
Peru	2
South Korea	5
Spain	9
United Kingdom	6

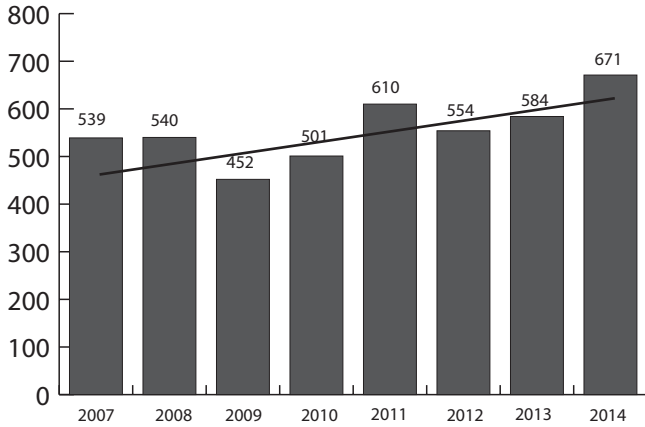
## AFFILIATE PARTICIPATION BY LENGTH OF PROGRAM

Affiliate	Total	Short Term	Mid-length	Long Term
CAPA	1	0	1	0
Cambridge International Summer School	4	4	0	0
CEA	9	8	1	0
Chonnam National University	0	0	0	0
Ewha Woman's University	0	0	0	0
GLOBALINKS	5	1	3	1
Hanyang University	1	1	0	0
ISA	23	14	9	0
Christian-Albrechts-Universität zu Kiel	1	1	0	0
Seoul National University	4	4	0	0
Yonsei University	0	0	0	0

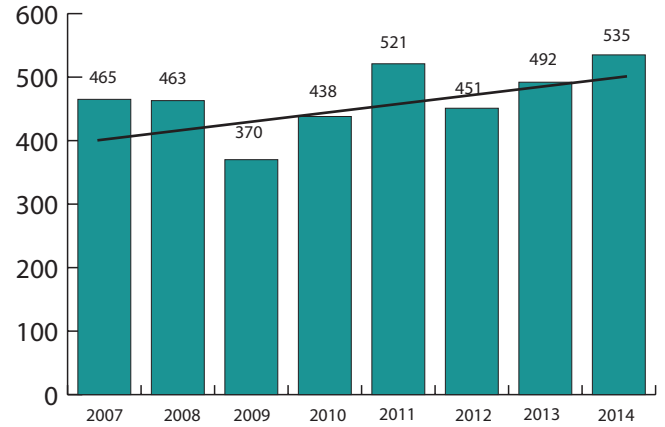


# Long Term Trends

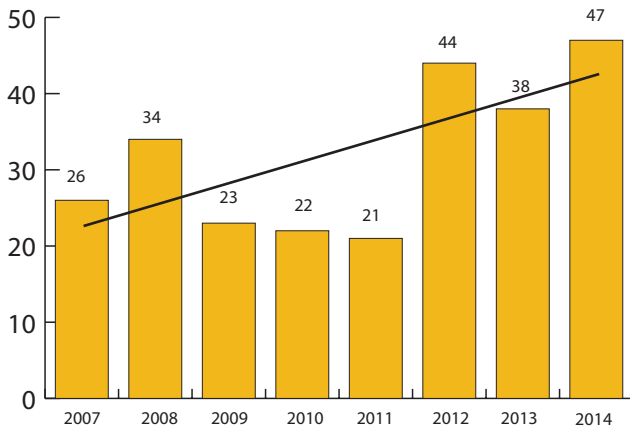
## Overall Learning Abroad Participants



## Faculty Led Program Participants



## Affiliate Program Participants



## Exchange Program Participants

