



# STATISTICAL REPORT

## 2017 - 2018



Union Room, 159 - 801.581.5849 - [learningabroad.utah.edu](http://learningabroad.utah.edu)

# STATISTICAL REPORT 2017 - 2018

## CONTENTS

---

- 1** Introduction
- 2** Learning Abroad Data
- 3** Other University of Utah Departments
- 4** Institutional Data

SUGGESTED CITATION:

Laux, Beth M. and Watson, Daniel. (2019). Learning Abroad  
Statistical Report 2017-2018. University of Utah: Salt  
Lake City, Utah.

---

ILLUSTRATIONS BY:

Diaz, Claudia. (2019).

# 1

## INTRODUCTION

The U thinks and acts globally by increasing opportunities for students and faculty to engage in international study, teaching, research, and service.  
—University Core Value #5

Learning Abroad reports annually on the U's efforts and progress towards this value. The following report examines Learning Abroad data, data from other University of Utah Departments, and Institutional data.

## LIMITATIONS

This report covers specific programs at the U and is not representative of all international activities at the University. Furthermore, due to cross-listed programs, dual majors, traveling programs, and other individual factors, some statistics will exceed the total number of programs offered and the total number of students. For more information, please contact Learning Abroad at 801-581-5849.

Thank you for your interest in Learning Abroad at the University of Utah!

# 2

## LEARNING ABROAD DATA

The 2017-2018 Academic Year was an exciting time for Learning Abroad at the University of Utah (The U). We made a number of advancements in best practices, increased outreach to students across all Academic Colleges, and saw sizable growth in student participation. The information in this report provides a snapshot of our progress. To get you started, here are some highlights from the 2017-2018 school year:

- University of Utah saw a 47% increase in faculty and staff engagement in Abroad Programs.
- Learning Abroad increased participation by 12%, improving diversity and outreach efforts to students throughout the university.
- U of U students diversified their destinations, increasing the number of host countries by 33%.

# FAST FACTS

This section provides a basic snapshot of Learning Abroad activities at the University of Utah during the 2017-2018 Academic Year. Our office provided unique services and support to each group or demographic listed below.

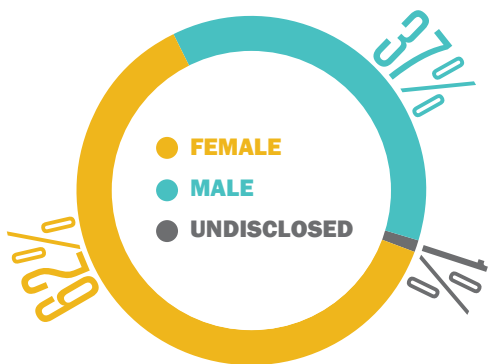


\* Indicates students who upon their return have used a service w/our office.

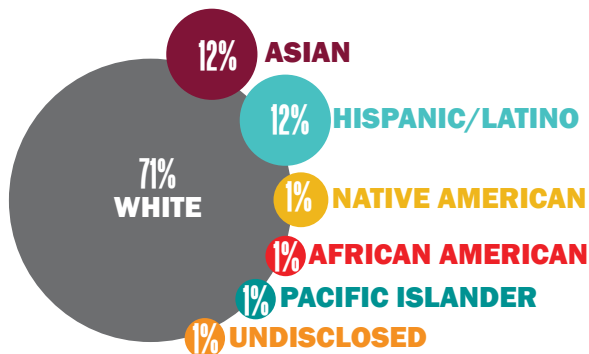
\*\* Includes students who went on more than one program during 17-18.

# STUDENT PROFILE

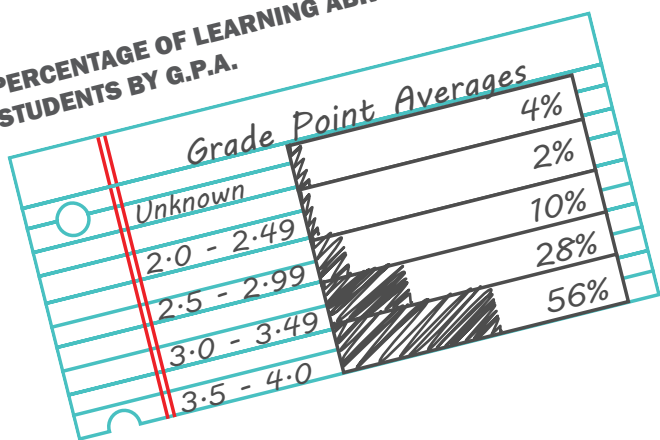
PERCENTAGE OF LEARNING ABROAD STUDENTS BY GENDER



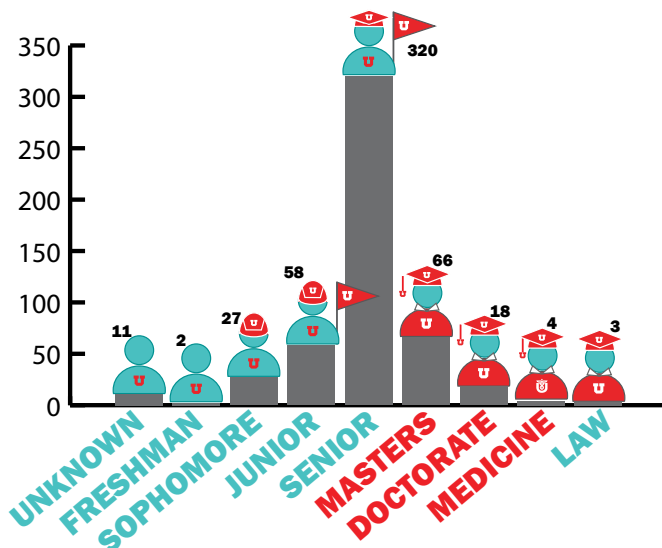
PERCENTAGE OF LEARNING ABROAD STUDENTS BY ETHNICITY



PERCENTAGE OF LEARNING ABROAD STUDENTS BY G.P.A.



NUMBER OF LEARNING ABROAD STUDENTS BY CLASS STANDING



# STUDENT TESTIMONIALS

## Jordan Gossett

BA in History and BS in International Studies  
ISA Meknes, Morocco



“ My time learning abroad in Morocco has given me a global perspective that will undoubtedly help me succeed in future academic and professional aspirations. But along with that, my experience abroad helped me prove to myself that I am capable of taking risks, and that those risks are worth it. ”

## Lauren Newton

BS in Political Science and Psychology  
Community Engagement, Costa Rica



“ My student experience has been greatly impacted and improved through a learning abroad program. I have expanded my world knowledge and cultural experiences. Being able to connect with a lifestyle completely different from my own has opened my eyes to a million possibilities for my future. ”

# Rachel Cantrell

HBS Chemistry  
Chemistry Research, Germany



“ During my Learning Abroad experience, I was able to experience a new work environment. I was treated like a graduate student, and as such I was given responsibilities similar to those of the other graduate students. Being able to work in a new laboratory environment was a very informative experience. I had to report to the PI with my findings, present my research to the rest of the lab members, and maintain a clear record of my science. ”

# Samuel Eitenbichler

MD in Medicine  
Global Public Health in Ghana and Paris



“ My global health trip to Ghana made me realize the difficult-to-solve, fundamental issues in many developing countries' healthcare systems. It also introduced me to many people that are very devoted to solving these issues that I am so passionate about. ”



# OUTREACH



## SPRING AND FALL

**30**

**CLASSROOM PRESENTATIONS**

FOR STUDENTS

**93**

LEARNING ABROAD  
101 SESSIONS:

**1287**

STUDENTS REACHED

**17**

SCHOLARSHIP WORKSHOPS

**1** STATE  
**1** REGIONAL  
**2** NATIONAL

PROFESSIONAL & POSTER PRESENTATIONS

**44**

FACULTY-LED PROGRAM

INFORMATION SESSIONS

**41**

TABLING EVENTS ON CAMPUS

**469**

STUDENTS ATTENDED  
FALL LA FAIR

**280**

STUDENTS ATTENDED  
SPRING LA FAIR

# OUTREACH

## SPRING AND FALL

**58** EVENTS  
  
**REACHED**  
**1960**  
NEW & TRANSFER  
STUDENTS

**11**  
EVENTS FOR INCOMING  
EXCHANGE STUDENTS  


RETURNED STUDENT  
EVENTS  
  
**3**

## SUMMER

# FIRST YEAR + TRANSFER

## NEW STUDENT ORIENTATION

**10**  
TABLING  
EVENTS  
**REACHED**  
**299**  
TRANSFER STUDENT  
ORIENTATION

**16**  
TABLING  
EVENTS  
**REACHED**  
**637**  
STUDENTS

**32**  
PRESENTATIONS  
EVENTS  
**REACHED**  
**1323**  
STUDENTS

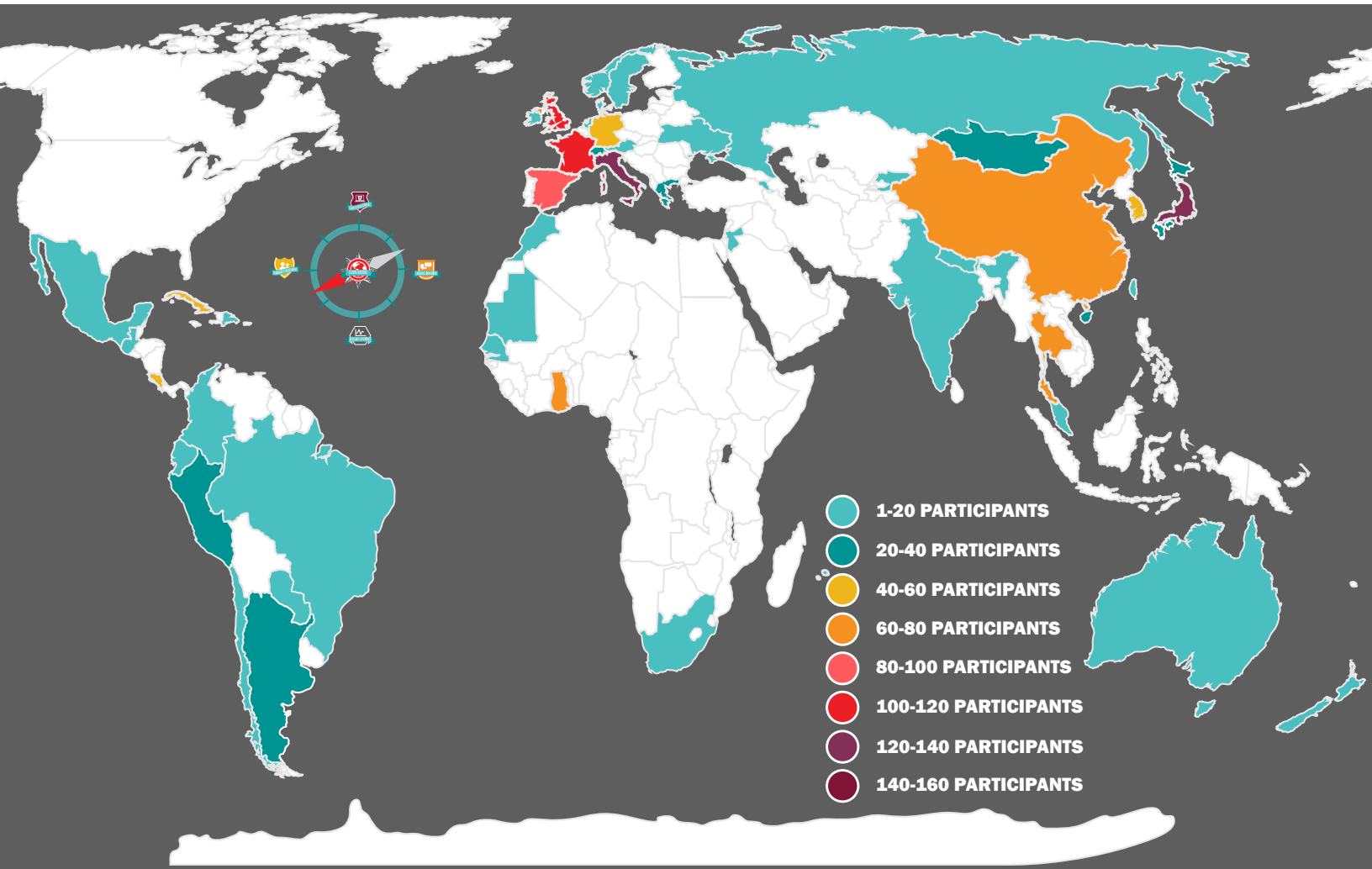
# LOCATIONS

Learning Abroad offers students the ability to learn in over 60 countries worldwide. Below is a breakdown of where our students went by program type in 2017-2018.

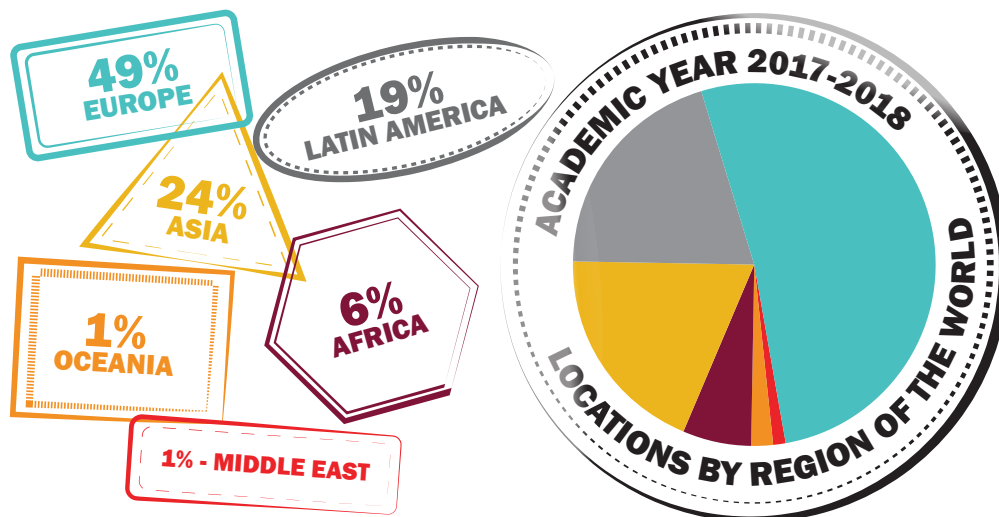
HOST COUNTRY	TOTAL	AFFILIATE	TATE	EXCHANGE	FACULTY-LED	GLOBAL CAMPUS	GLOBAL INTERNSHIPS
Argentina	1	1	-	-	-	-	-
Australia	4	1	-	3	-	-	-
Austria	1	-	-	1	-	-	-
Brazil	6	6	-	-	-	-	-
Chile	2	2	-	-	-	-	-
China	30	2	-	-	28	-	-
Costa Rica	27	4	-	-	23	-	-
Cuba	27	-	-	-	27	-	-
Czech Republic	4	4	-	-	-	-	-
Denmark	5	4	-	-	-	-	-
Ecuador	7	-	-	-	7	-	-
France	48	6	-	-	47	-	1
Germany	21	1	-	1	18	-	1
Ghana	32	-	2	-	30	-	-
Greece	18	-	-	-	18	-	-
Guatemala	10	-	-	-	10	-	-
Hong Kong	1	-	-	1	-	-	-
India	2	2	-	-	-	-	-
Ireland	3	3	-	-	-	-	-
Italy	50	4	2	-	44	-	-
Japan	63	2	-	11	50	-	-
Jordan	2	2	-	-	-	-	-
Kyrgyzstan	1	1	-	-	-	-	-
Mexico	3	-	-	3	-	-	-
Mongolia	12	-	-	-	12	-	-
Morocco	1	1	-	-	-	-	-
Nepal	8	-	-	-	8	-	-
Netherlands	3	3	-	-	-	-	-
New Zealand	3	1	-	-	-	-	2
Norway	3	-	-	3	-	-	-
Peru	12	3	-	-	9	-	-
Russia	6	6	-	-	-	-	-
Senegal	-	1	-	-	-	-	1
Singapore	-	-	-	-	-	-	1
South Africa	1	1	-	-	-	-	-
South Korea	21	1	-	3	16	1	-
Spain	48	19	-	4	24	-	1
Sweden	3	3	-	-	-	-	-
Switzerland	12	-	-	-	12	-	-
Taiwan	3	3	-	-	-	-	-
Thailand	34	1	-	-	32	-	1
Ukraine	-	1	-	-	-	-	-
United Kingdom	56	11	-	1	43	-	11
Uruguay	-	1	-	-	-	-	-

# LOCATIONS

NUMBER OF LEARNING ABROAD PARTICIPANTS BY COUNTRY



LEARNING ABROAD PARTICIPATION BY REGION




# ACADEMICS

Learning Abroad provides support for academic units across campus. In 2017-2018, students from 19 Schools or Colleges and 125 majors participated in Learning Abroad Programs. More than 55 Faculty and Staff members actively promoted and supported Learning Abroad Programs.

### NUMBER OF LEARNING ABROAD PARTICIPANTS BY COLLEGE/SCHOOL & PROGRAM LENGTH\*

COLLEGE/SCHOOL	SHORT-TERM	MID-LENGTH	LONG-TERM	TOTAL
ACADEMIC ADVISING	5	1	1	7
ARCHITECTURE	13	-	-	13
CULTURAL & SOCIAL TRANSFORMATION	4	2	-	6
DAVID ECCLES SCHOOL OF BUSINESS	9	4	1	14
EDUCATION	4	-	-	4
ENGINEERING	16	3	1	20
FINE ARTS	61	3	2	66
HEALTH	15	1	1	17
HONORS	38	10	-	48
HUMANITIES	145	25	9	179
LAW	3	-	-	3
MEDICINE	17	-	-	17
MINES & EARTH SCIENCES	4	-	-	4
NURSING	11	-	-	11
PHARMACY	15	-	-	15
SCIENCE	8	9	-	17
SOCIAL & BEHAVIORAL SCIENCE	75	10	5	90
SOCIAL WORK	17	-	-	17
UNIVERSITY COLLEGE	6	1	-	7
UNKNOWN	6	4	1	11

* LENGTH	SHORT-TERM	MID-LENGTH	LONG-TERM
DESCRIPTION	Less than 12 weeks	12 Weeks - 1 Semester	Academic or Calendar Year



**ARCHITECTURE + PLANNING**  
**FINE ARTS - HUMANITIES**



**ENGINEERING - SCIENCE**  
**MINES & EARTH SCIENCES**

# ACADEMICS

## NUMBER OF LEARNING ABROAD STUDENTS BY ACADEMIC MAJOR

MAJOR	STUDENTS	MAJOR	STUDENTS	MAJOR	STUDENTS
Accounting	5	Geological Engineering	1	Pre-Art	2
Anthropology	11	Geoscience	2	Pre-Architectural Studies	3
Applied Mathematics	1	German	3	Pre-Biology	2
Architecture	18	Health, Promotion & Education	4	Pre-Business	11
Architectural Studies	9	Health, Society & Policy	5	Pre-Communication	2
Art	5	History	11	Pre-Computer Science	5
Art History	4	History Teaching	2	Pre-Design	1
Asian Studies	9	Human Development & Family Studies	3	Pre-Education	2
Ballet	2	Information Systems	3	Pre-English	2
Biology	17	International Affairs & Global Enterprise	3	Pre-Film & Media Arts	1
Biomedical Engineering	5	International Studies	80	Pre-International Studies	3
Business Administration	14	Japanese	8	Pre-Health Promotion & Education	1
Chemical Engineering	1	Kinesiology	11	Pre-Mass Communication	2
Chemistry	13	Latin American Studies	4	Pre-Mechanical Engineering	1
Chinese	8	Law	3	Pre-Med Laboratory Science	2
Civil Engineering	2	Linguistics	4	Pre-Medicine	2
Classics	1	Management	2	Pre-Nursing	7
Communication	37	Marketing	7	Pre-Political Science	1
Computer Engineering	1	Mathematics	2	Pre-Psychology	4
Computer Science	3	Mechanical Engineering	3	Psychology	21
Design	3	Medicine	4	Public Administration	3
Economics	8	Metallurgical Engineering	1	Public Health	6
Educational Leadership & Policy	2	Middle East Studies	1	Quantitative Analysis of Marketing & Orgs	1
Electrical Engineering	1	Modern Dance	6	Religious Studies	1
Engineering	2	Music	2	Russian	6
English	20	Nursing	6	Social Work	21
English Teaching	3	Nursing Practice	1	Sociology	7
Environmental & Sustainability Studies	13	Operations Management	2	Spanish	4
Ethnic Studies	2	Parks, Recreation & Tourism	1	Spanish Teaching	1
Exercise & Sport Science	2	Peace & Conflict Studies	3	Speech Pathology	1
Film & Media Arts	34	Pharmacy	15	Theater	16
Finance	10	Philosophy	7	Undeclared	12
French	9	Physician Assistant	21	Unknown	11
Games	1	Physics	4	Urban Ecology	4
Gender Studies	5	Political Science	27	World Languages & Cultures	1
Geography	7	Pre-Anthropology	1	Writing and Rhetoric Studies	3



**BUSINESS - EDUCATION - LAW  
SOCIAL & BEHAVIORAL SCIENCE**



**HEALTH - MEDICINE - NURSING  
- PHARMACY - SOCIAL WORK**

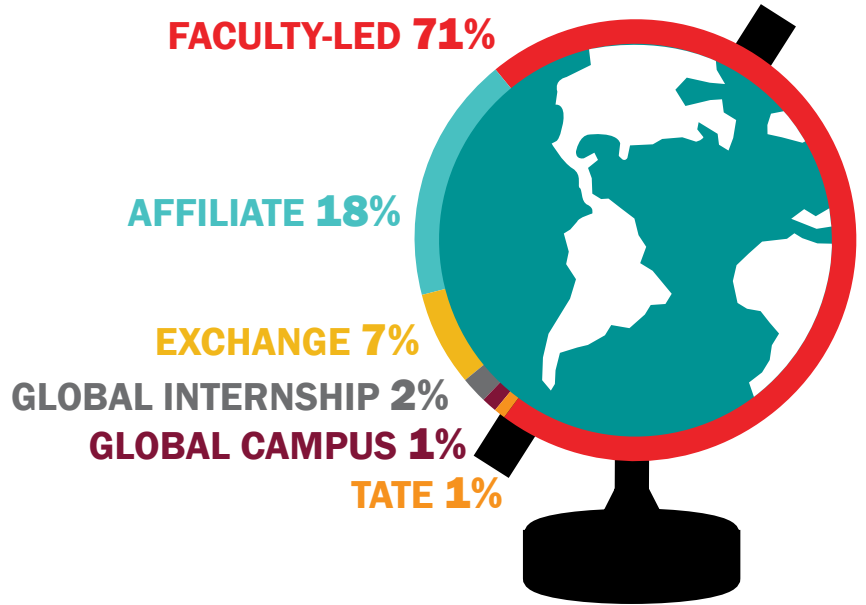
# PROGRAM PORTFOLIO

Learning Abroad offers students a wide variety of programming, with over 1000 programs worldwide. In 2017-2018, students participated in 125 different Faculty-Led, Affiliate, Exchange, Global Campus, Global Internship, and Temporary Academic Travel Enrollment (TATE) programs.

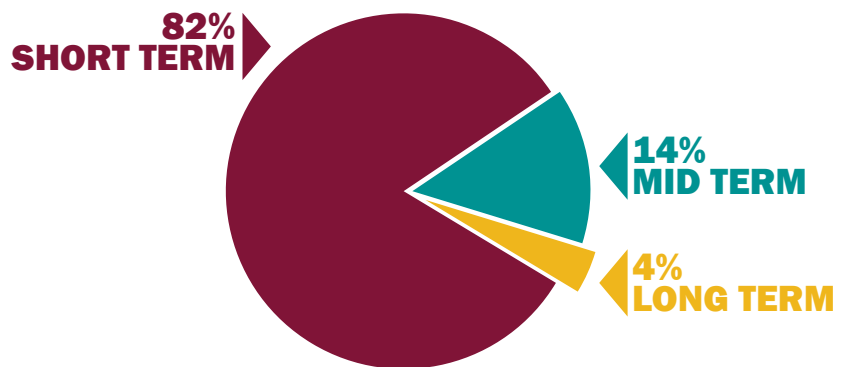
## LEARNING ABROAD PROGRAM TYPES

PROGRAM	DESCRIPTION
<b>FACULTY - LED</b>	U of U faculty lead programs & teach U of U courses
<b>AFFILIATE</b>	U of U students join students from across the U.S. to study through organizations that provide on-site support, coursework, internships, & volunteer options
<b>EXCHANGE</b>	U of U students enroll in approved universities abroad for one to two semesters
<b>GLOBAL CAMPUS</b>	U of U international extended campuses offering U of U credit abroad
<b>GLOBAL INTERNSHIP</b>	U of U partner organizations provide unique workplace experiences abroad through direct relationships with companies, organizations, and governments
<b>TATE</b>	U of U programs offering U of U credit for individual students

PERCENTAGE OF LEARNING ABROAD PARTICIPANTS BY PROGRAM TYPE



PERCENTAGE OF LEARNING ABROAD PARTICIPANTS BY PROGRAM LENGTH\*



## LEARNING ABROAD PROGRAM LENGTHS\*

LENGTH	DESCRIPTION
<b>SHORT TERM</b>	12 Weeks or Less
<b>MID TERM</b>	12 Weeks - 1 Semester
<b>LONG TERM</b>	Calendar or Academic year

# AFFILIATE

Affiliate programs offer students the opportunity to live in a variety of locations and study a wide range of disciplines. The University of Utah collaborates with 14 approved Affiliate providers around the globe.

**NUMBER OF LEARNING ABROAD PARTICIPANTS BY AFFILIATE & PROGRAM LENGTH**

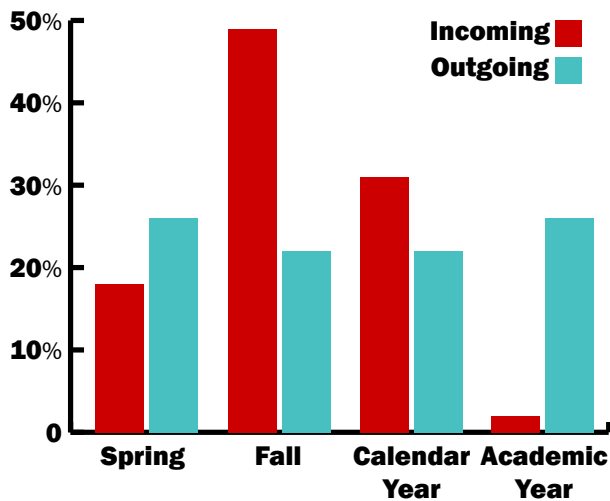
<b>AFFILIATE</b>	<b>SHORT-TERM</b>	<b>MID-LENGTH</b>	<b>LONG-TERM</b>	<b>TOTAL</b>
AMIDEAST	1	-	-	1
CAPA	1	2	-	3
CEA	9	9	-	18
CIEE	6	5	-	11
DIS	4	1	1	6
ISA	19	5	-	24
SRAS	6	1	-	7
Summer School: Waseda University	1	-	-	1
TEAN	1	2	-	3
University of Minnesota	2	-	-	2
USAC	9	10	-	19
Summer School: UU Amsterdam	1	-	-	1



# EXCHANGE

Learning Abroad supports 37 exchange programs annually. Exchange programs benefit both the University of Utah and our partner universities by increasing the diversity of our campus and promoting global discourse at home and abroad.

**EXCHANGE PARTICIPATION BY TERM**



**MAJORS OF INCOMING EXCHANGE STUDENTS**

Note: The majors listed below are self-reported by students

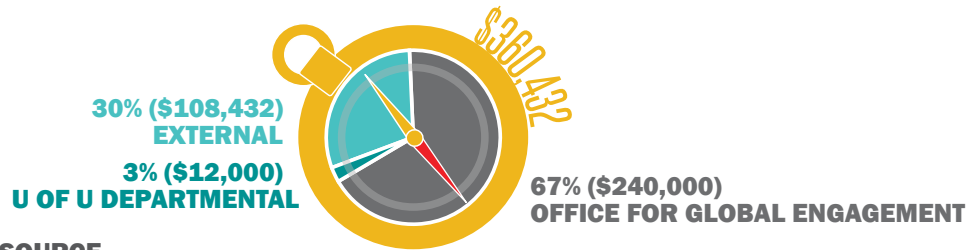
MAJOR	# OF STUDENTS
Accounting	2
Anthropology	1
Art	1
Bio Engineering	1
Biology	6
Business Administration	6
Chemical Engineering	1
Chemistry	1
Communication	1
Computer Science	2
Economics	2
Education	1
Engineering	1
Environmental & Sustainability Studies	1
Film and Media Arts	1
Finance	1
Information Systems	3
Management	3
Marketing	3
Mechanical Engineering	2
Operations Management	1
Philosophy	1
Physics	1
Political Science	1
Psychology	1
Sociology	3
Theater	1

## NUMBER OF LEARNING ABROAD STUDENTS BY EXCHANGE PROGRAMS

INSTITUTION	COUNTRY	# OUTGOING STUDENTS	# INCOMING STUDENTS
Aarhus University	Denmark	1	2
Akita International University	Japan	2	2
American College of Greece	Greece	-	-
BI Norwegian Business School	Norway	3	-
Charles III de Madrid University	Spain	3	1
Christian-Albrechts University Kiel	Germany	-	-
Doshisha University	Japan	4	3
ECE Paris - Ecole d'ingénieurs	France	-	2
Griffith University	Australia	-	2
Heidelberg University	Germany	-	-
Hong Kong University of Science Technology	Hong Kong, China	1	0
Kansai Gaidai University	Japan	3	-
Keele University	United Kingdom	-	-
Ludwig Maximilians University	Germany	-	-
MCI Management Center Innsbruck	Austria	1	-
Nankai University	China	-	-
National Taiwan University	Taiwan	3	-
Nelson Mandela Metropolitan University	South Africa	-	-
Pforzheim University	Germany	1	4
Polytechnic School of the University of Sao Paulo	Brazil	-	-
Seoul National University	South Korea	-	3
Shanghai Jiao Tong University	China	-	-
Sichuan University	China	-	-
Sogang National University	South Korea	2	-
Swansea University	United Kingdom	1	-
Tsinghua University	China	-	-
University Grenoble Alpes	France	-	-
University of Chile	Chile	-	1
University of East Anglia	United Kingdom	-	1
University of Oviedo	Spain	1	2
University of Sydney	Australia	2	1
University of the Americas Puebla	Mexico	3	-
University of Tsukuba	Japan	-	-
University of Waikato	New Zealand	-	1
VU University Amsterdam	Netherlands	-	2
Waseda University	Japan	2	1
Yonsei University	South Korea	1	3

# SCHOLARSHIPS

In 2017-2018, University of Utah students received \$360,432.25 in scholarships for Learning Abroad Programs, significantly increasing student access to global learning opportunities.



## SCHOLARSHIPS FUNDING BY SOURCE

SPONSOR	SCHOLARSHIP NAME	NUMBER OF AWARDS	TOTAL AMOUNT AWARDED
CIEE	Study Abroad Grant	1	\$500.00
CIEE	CIEE Global Access Initiative (GAIN) Grant	1	\$1,500.00
CIEE	CIEE Global Scholars Grant	1	\$10,000.00
TEAN	Need-based Scholarship	1	\$1,500.00
TEAN	Merit-based Scholarship	1	\$2,000.00
Dept of State	Benjamin A. Gilman Scholarship	3	\$15,500.00
US Dept of Education*	Foreign Language and Area Studies Scholarship	11	\$64,021.00
CEA Study Abroad	Affiliate Grant - Semester	7	\$1,750.00
CEA Study Abroad	Affiliate Grant - Summer	6	\$600.00
CEA Study Abroad	Travel Grant - \$1,000	4	\$4,000.00
CEA Study Abroad	Travel Grant - \$500	1	500.00
CEA Study Abroad	Travel Grant - \$350	1	350.00
CEA Study Abroad	Scholarship with Distinction	1	\$1,000.00
CEA Study Abroad	Global Education Scholarship	1	\$2,000.00
CEA Study Abroad	Generation Study Abroad Scholarship	1	\$750.00
CEA Study Abroad	Custom Program Scholarship	1	\$100.00
Semester at Sea	ISE Merit Grant	2	\$1,750.00
Semester at Sea	ISE Need Grant	2	\$4,500.00
Semester at Sea	Cabin Adjustment	1	\$6,000.00
U of U College of Humanities	Humanities Scholars International Capstone Scholarship	9	\$18,000.00
U of U Department of World Languages & Cultures	Learning Abroad Scholarship	4	\$3,000.00
U of U Division of Public Health	Global Public Health Learning Abroad Scholarship	2	\$2,000.00
U of U Division of Public Health	Global Public Health Innovation Competition	2	\$2,000.00
U of U International Programs Office	International Studies Study Abroad Scholarship	5	\$7,500.00
U of U International Programs Office	Middle East Studies Study Abroad Scholarship	4	\$6,837.00
U of U International Programs Office	Reza Ali Khazeni Memorial Scholarship for Graduate Study Abroad	1	\$4,000.00
Office for Global Engagement	Social Media Scholarship	17	\$20,500.00
Office for Global Engagement	Diversity Scholarship	12	\$10,500.00
Office for Global Engagement	Student Fee Scholarship	236	\$245,000.00
Office for Global Engagement	Merit Scholarship	1	\$1,000.00
Office for Global Engagement	Merit Scholarship	2	\$2,000.00
<b>OVERALL SCHOLARSHIPS TOTAL</b>		<b>342</b>	<b>\$442,408.00</b>

The data in this section was provided by the Office for Global Engagement, University of Utah departments, Exchange partners, Affiliates, and government organizations.





# GLOBAL U PROGRAM

The Global U Program is designed to help students turn their international experience into transferable skills that are used in their academic studies, their professional careers, and in the community. To complete the program, students earn Learning Abroad Badges for participating in programs. By combining Learning Abroad Programs with Career Development, Community Engagement, Language Immersion, and Research Experience, students learn to articulate their 21st century job skills in a valuable, marketable way.

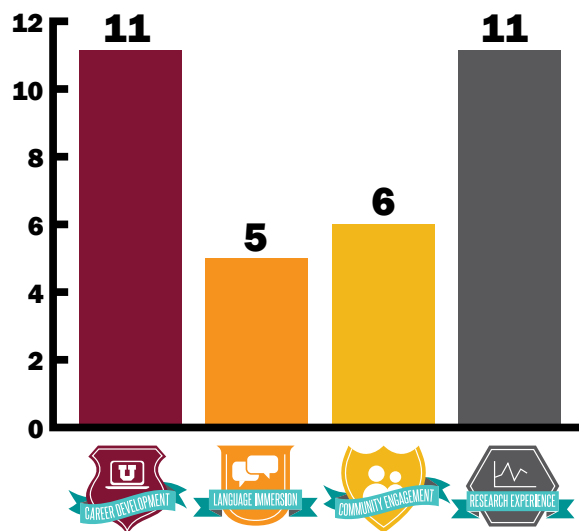
The information in this section represents a summary of the Badges earned by University of Utah students while they were abroad during the 2017-2018 school year.

## LEARNING ABROAD BADGES DEFINITIONS & REQUIRED HOURS

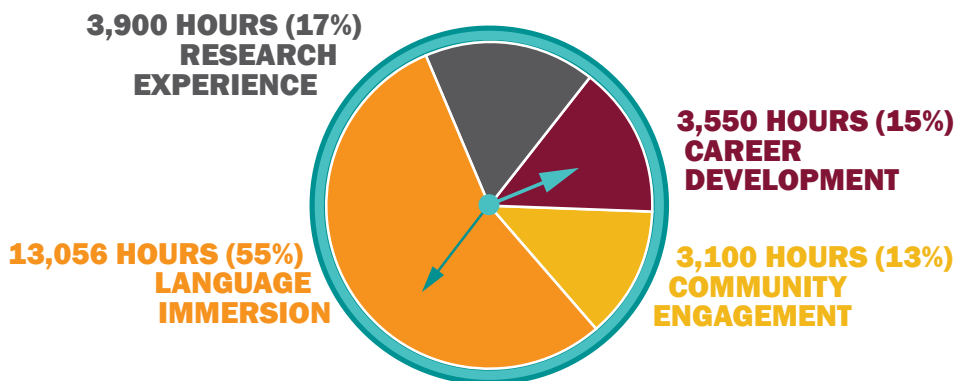


	DESCRIPTION	HOURS
	Helps students incorporate practical professional experience while providing a global context to a student's chosen career field	25
	Encourages students to practice language skills in a variety of settings & understand how language interacts with culture	96
	Allows students to participate in intense academic inquiry & consider how culture impacts international research initiatives	25
	Provides unique insights into the host culture, encourages communication, & contributes to community initiatives	25

## FACULTY-LED PROGRAMS OFFERING LEARNING ABROAD BADGES



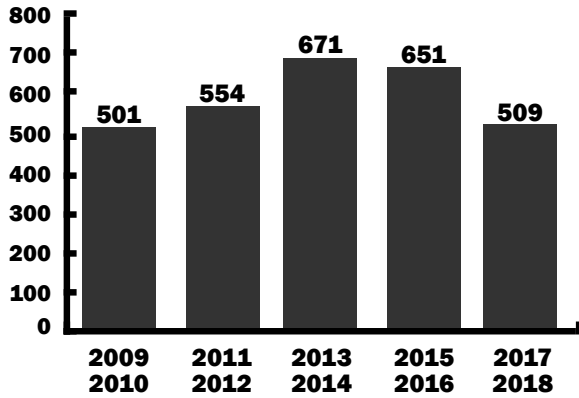
## NUMBER OF HOURS SPENT ON LEARNING ABROAD BADGES



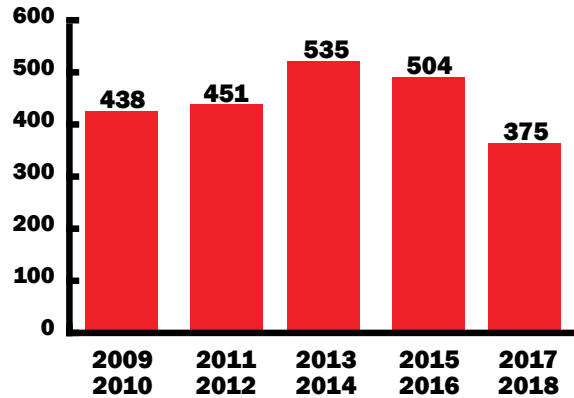
# TRENDS

This section provides a macro-overview of enrollment trends in Learning Abroad at the University of Utah since 2009-2010.

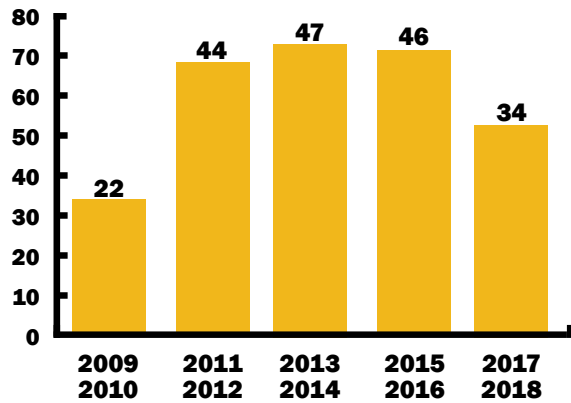
**\*NUMBER OF LEARNING ABROAD STUDENTS:  
OVERALL**



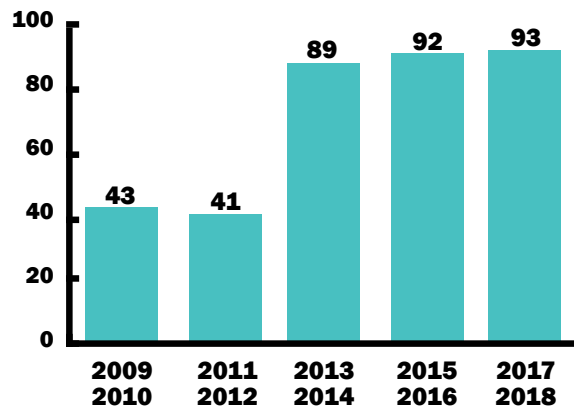
**\*NUMBER OF LEARNING ABROAD PARTICIPANTS:  
FACULTY-LED PROGRAMS**



**NUMBER OF LEARNING ABROAD PARTICIPANTS:  
EXCHANGE PROGRAMS**



**NUMBER OF LEARNING ABROAD PARTICIPANTS:  
AFFILIATE PROGRAMS**



\*The 2016-2017 Academic Year was the first year that the Eccles Global program students were not included in the overall Learning Abroad student data.

# 3

## OTHER UNIVERSITY OF UTAH DEPARTMENTS

Three additional offices at the University of Utah are engaged in global learning. The following section is an overview of departmental data, including the Eccles Global program, the Hinckley Institute's Global Internship program, and the Office for Global Engagement Travel Registry.

# HINCKLEY

The Hinckley Institute Global Internship Program for U of U students. Global internships are available for undergraduate and graduate students in more than 50 countries.

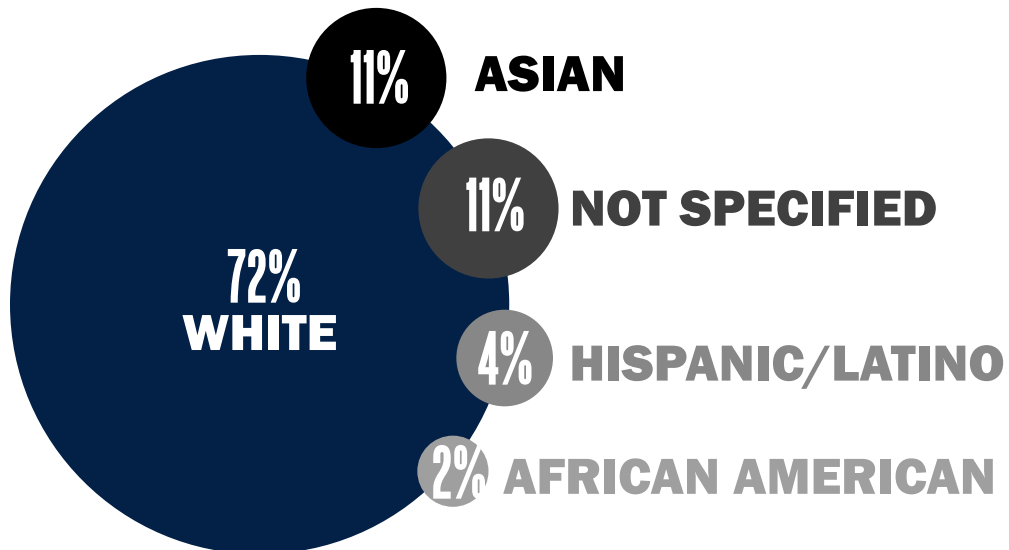
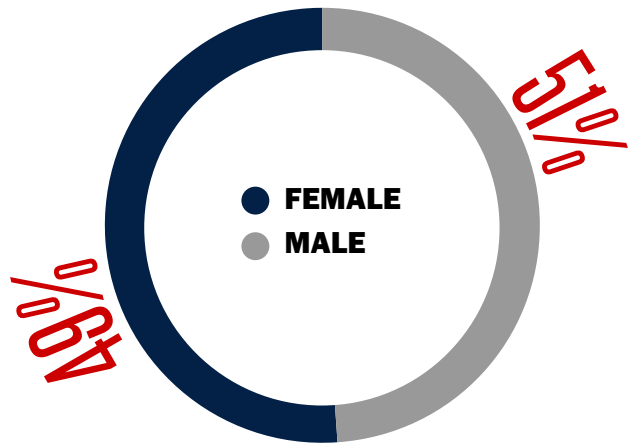


**PARTICIPATION**

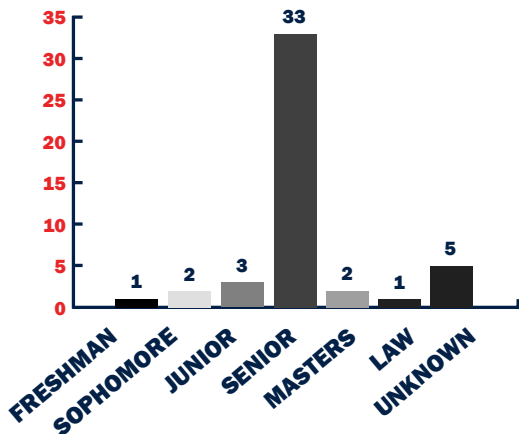
**47** STUDENTS  
ABROAD

**48** PARTICIPANTS  
ABROAD

**PERCENTAGE OF STUDENTS  
STUDENTS BY GENDER**



**NUMBER OF STUDENTS  
BY CLASS STANDING**



**ENROLLMENT BY PROGRAM LENGTHS**

LENGTH	PERCENTAGE
SHORT-TERM	0%
MID-LENGTH	100%
LONG-TERM	0%

**NUMBER OF STUDENTS BY  
HOST COUNTRY**

COUNTRY	HOST COUNTRY
Australia	2
Belgium	2
China	2
Fiji	2
France	2
Germany	2
Ghana	1
Greece	1
Guinea-Bissau	1
India	3
Israel	1
Jordan	4
Mexico	1
Moroco	1
Puerto Rico	1
Russia	1
South Africa	3
South Korea	1
Spain	2
Tanzania	2
Thailand	2
United Kingdom	3
Unknown	2
Vietman	1

**NUMBER OF STUDENTS BY MAJOR**

MAJOR	STUDENTS
Biology	1
Business Administration	1
Communication	3
Economics	2
Elementary Education	1
Environmental & Sustainability Studies	1
Finance	3
International Studies	12
International Affairs and Global Enterprise	4
Kinesiology	1
Law	1
Marketing	1
Middle East Studies	1
Operations Management	1
Philosophy	1
Political Science	7
Psychology	1
Spanish	1
Undeclared	1
Unknown	3



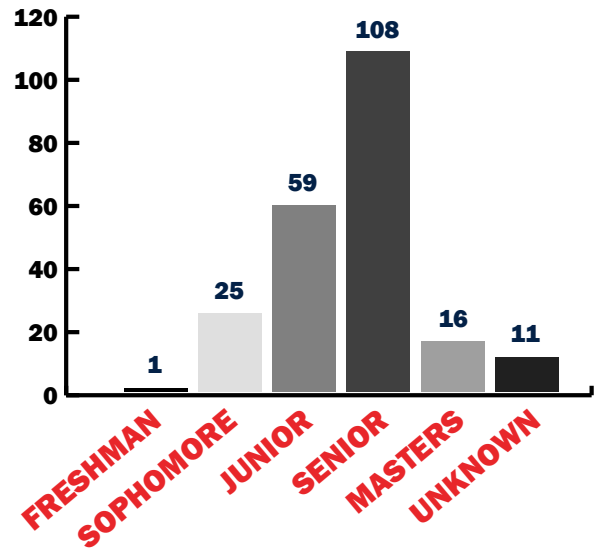
# ECCLES GLOBAL

Eccles Global offers learning abroad programs for students enrolled in the David Eccles School of Business at the University of Utah.

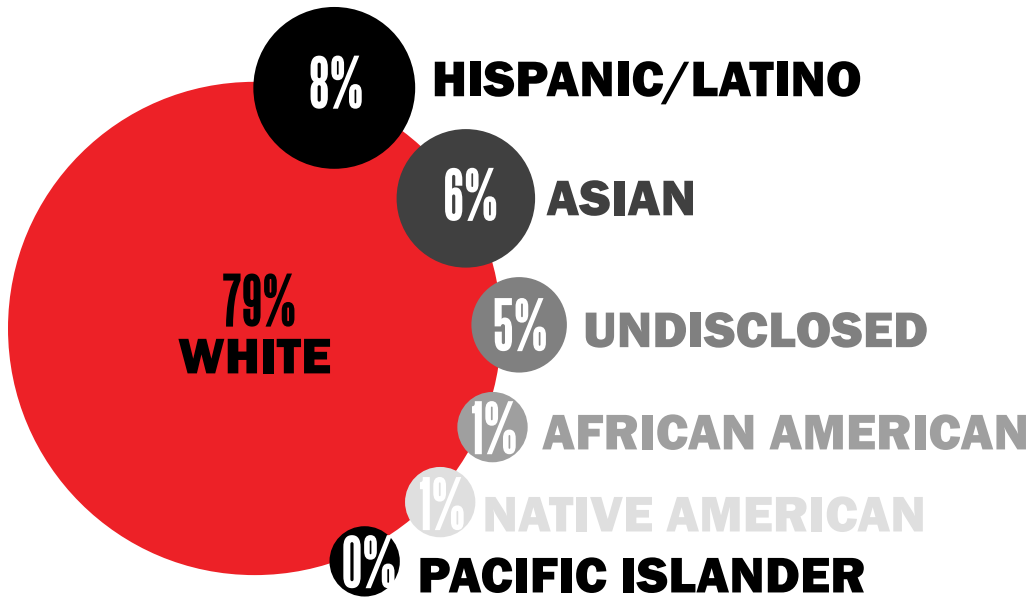
**220** PARTICIPATION STUDENTS ABROAD

**245** PARTICIPANTS ABROAD

NUMBER OF STUDENTS BY CLASS STANDING

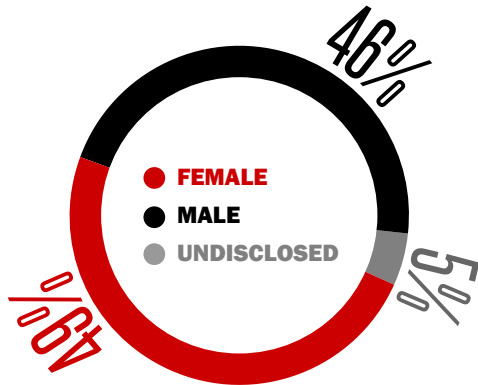


PERCENTAGE OF LEARNING ABROAD STUDENTS BY ETHNICITY



# ECCLES GLOBAL

## PERCENTAGE OF STUDENTS STUDENTS BY GENDER



## ENROLLMENT BY PROGRAM LENGTHS

LENGTH	PERCENTAGE
SHORT-TERM	79%
MID-LENGTH	20%
LONG-TERM	1%

## NUMBER OF PARTICIPANTS BY HOST COUNTRY

COUNTRY	HOST COUNTRY
Czech Republic	12
France	35
Guatemala	22
Hong Kong	12
Ireland	12
Israel	25
Italy	59
Japan	12
Jordan	25
Kenya	9
Norway	10
Sweden	10
Peru	21
Spain	55
United Kingdom	68
Vietnam	12

## NUMBER OF STUDENTS BY MAJOR

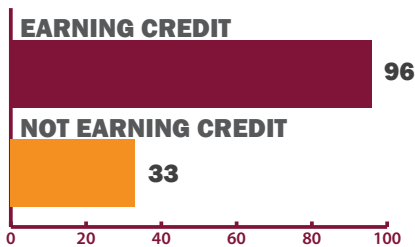
MAJOR	STUDENTS
Accounting	25
Business Administration	62
Chemistry	1
Communication	2
Computer Engineering	1
Economics	1
Engineering	3
Entrepreneurship	2
Finance	9
French	1
Health, Society, and Policy	1
History	2
Information Systems	2
International Studies	2
Management	4
Marketing	19
Modern Dance	2
Operations Management	2
Parks, Recreation, and Tourism	1
Political Science	2
Pre-Business	31
Pre-Classics	1
Pre-Communication	1
Pre-Computer Science	2
Pre-Education	1
Pre-Film and Media Arts	1
Pre-Medicine	1
Psychology	1
Quantitative Analysis of Markets and Organizations	5
Sociology	1
Spanish	1
Speech & Hearing Science	1
Undeclared	3

# TRAVEL REGISTRY DATA

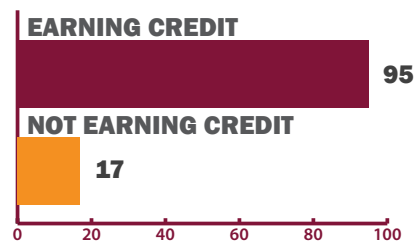
The Office for Global Engagement’s International Travel Registry enables students traveling outside of established programs to receive emergency support services and insurance from the University. Unlike Learning Abroad, Eccles Global, and the Hinckley Institute, the International Travel Registry also tracks non-credit student travel.

## PARTICIPATION

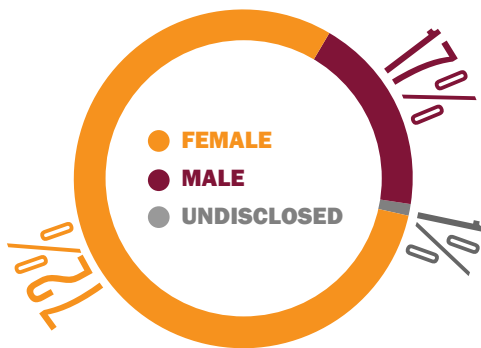
**129 PARTICIPANTS ABROAD**



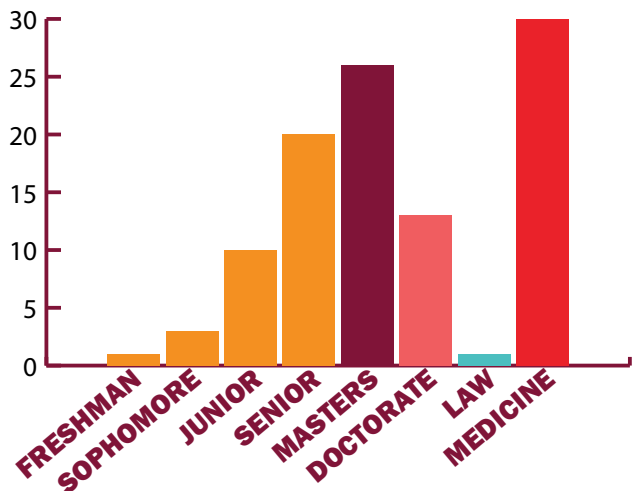
**112 STUDENTS ABROAD**



## PERCENTAGE OF STUDENTS STUDENTS BY GENDER



## NUMBER OF STUDENTS BY CLASS STANDING

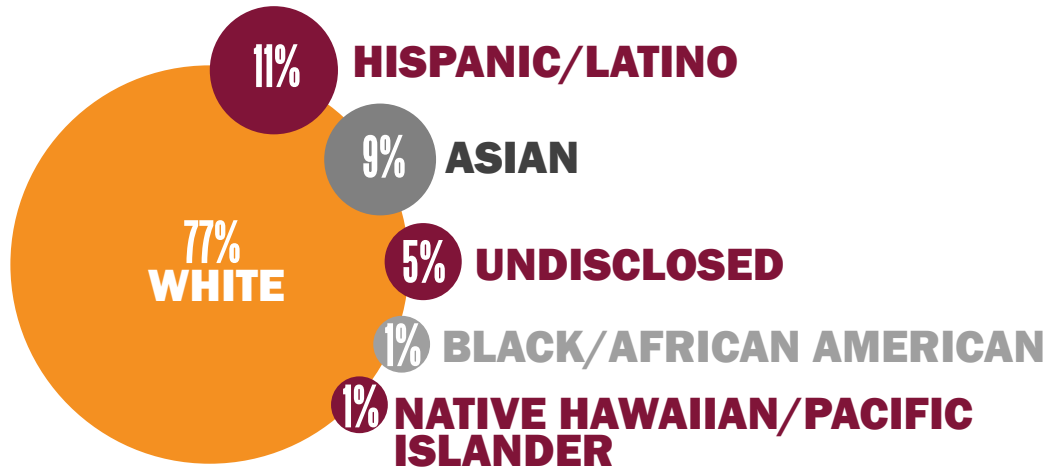


## ENROLLMENT BY PROGRAM LENGTHS

* LENGTH	SHORT-TERM	MID-LENGTH	LONG-TERM	UNKNOWN
DESCRIPTION	82%	3%	2%	13%

# TRAVEL REGISTRY DATA

## PERCENTAGE OF LEARNING ABROAD STUDENTS BY ETHNICITY



## NUMBER OF PARTICIPANTS BY HOST COUNTRY

COUNTRY	HOST COUNTRY
Argentina	1
Australia	1
Austria	1
Belgium	1
Canada	4
China	18
Costa Rica	3
Denmark	4
Egypt	1
Ethiopia	3
Germany	4
Ghana	1
Greenland	1
Guatemala	1
Haiti	1
Hong Kong	1
Iceland	1
India	8
Japan	1
Malaysia	2

COUNTRY	HOST COUNTRY
Mexico	3
Nepal	6
New Zealand	1
Oman	1
Peru	2
Poland	1
Qatar	1
Russia	1
Rwanda	10
Samoa	1
Singapore	1
South Africa	10
South Korea	11
Spain	1
Sweden	1
Switzerland	1
Thailand	6
Tonga	3
United Kingdom	1
Unkown	20

# TRAVEL REGISTRY DATA

## NUMBER OF STUDENTS BY MAJOR

MAJOR	STUDENTS
Accounting	1
Anthropology	5
Architectural Studies	1
Architectural	2
Biomedical engineering	5
Biology	3
Business Administration	7
Chemical Engineering	2
Chemistry	4
City & Metro Planning	4
Communication	6
Computer Science	1
Economics	2
Education, Culture, & Society	1
Educational Leadership & Policy	1
English	2
Environmental & Sustainability Studies	2
Exercise & Sports Science	1
Geography	4
Geological Engineering	1
Geology	9
Geoscience	3
Human Development & Family Studies	1
International Studies	4
International Affairs & Global Enterprise	1

MAJOR	STUDENTS
Intermediate Art	1
Kinesiology	4
Law	1
Medicine	2
Middle East Studies	2
Parks, Recreation & Tourism	3
Physics	1
Pre Architectural Studies	1
Pre Biology	4
Pre Medicine	4
Pre Communication	1
Pre Nursing	1
Psychology	7
Public Administration	2
Public Health	18
Public Policy	1
Quantitative Analysis of Markets & Organizations	1
Russian	1
Social Work	5
Sociology	1
Undeclared	2
Urban Ecology	2
Unknown	8

# 4

## INSTITUTIONAL DATA

The following data provides combined totals for Learning Abroad Programs, Eccles Global programs, the Hinckley Institute's Global Internship program, and the Office for Global Engagement Travel Registry.

# INSTITUTIONAL DATA

NUMBER OF STUDENTS LEARNING ABROAD

